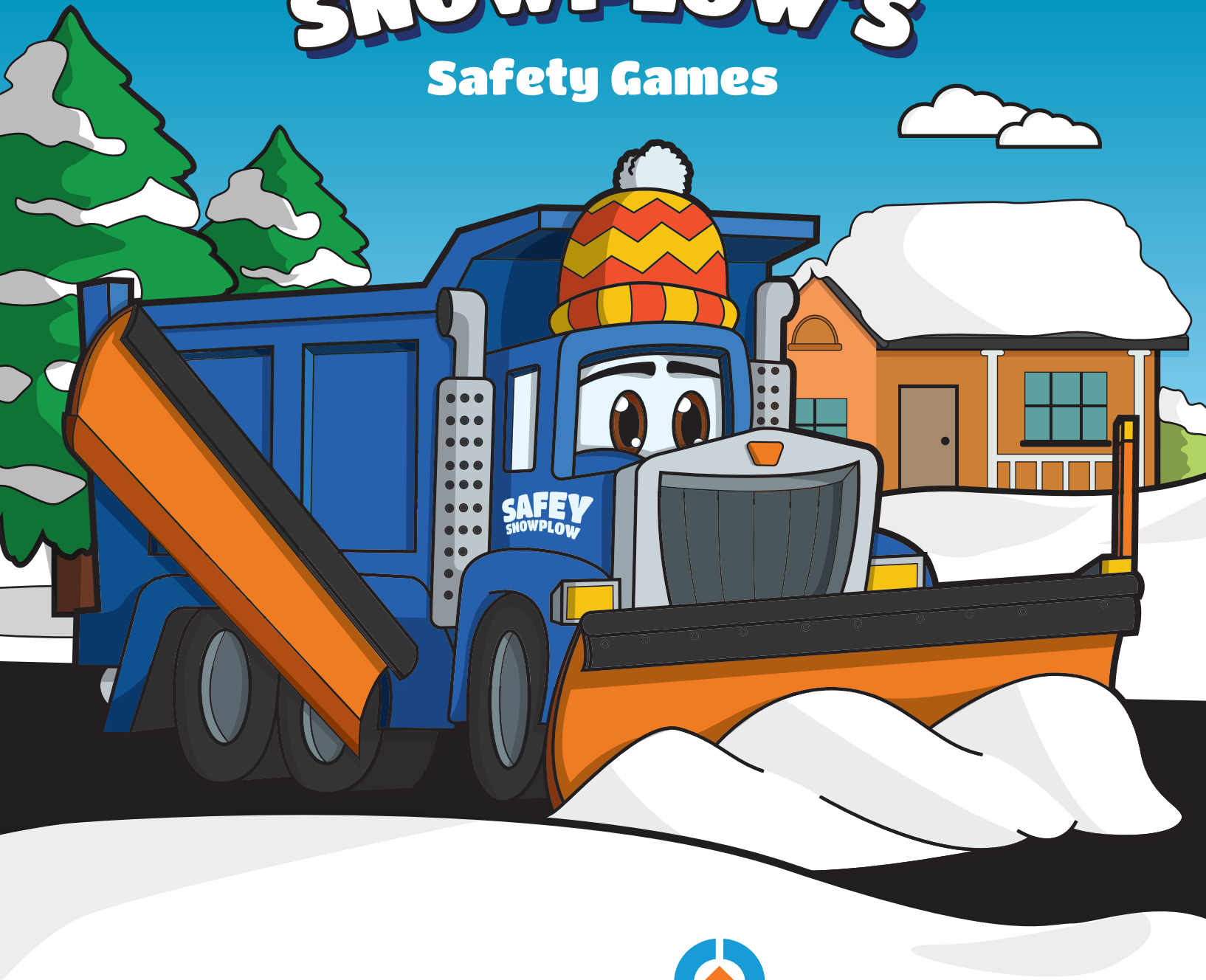


SAFEY SNOWPLOW'S

Safety Games



CITY OF
Mount Pearl

Safe Winter Fun For All Ages!

STAY SAFE, HAVE FUN!

The City of Mount Pearl works to make sure everyone has a safe and fun winter. Safety Snowplow knows winter is the perfect time to get out and enjoy our trails, playgrounds, and your own backyard. However, winter comes with some dangers and *Safety wants you to be careful around snow plows and snow clearing equipment.*

The activities in this booklet will help you have fun and stay safe this winter. *Safety's goal is to keep our neighbourhoods safe and enjoyable for everyone!*

SPOT THE DIFFERENCE

In this winter scene there are 10 differences between the pictures. **Can you find them all?**



DECODE THE MESSAGE FROM SAFETY



A = 

B = 

C = 

E = 

F = 

G = 

H = 

I = 

L = 

N = 

O = 

P = 

R = 

S = 

T = 

U = 

W = 

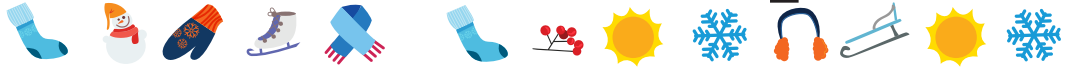
Y = 

a r



S

p




p

i



Colourful clothes make for safe play. Add lots of colour to this winter scene to make sure everyone in this picture is safe while having fun.





HIDDEN WORDS

S	J	S	Z	F	W	I	D	F	S
A	S	O	L	O	R	R	C	H	S
F	N	T	N	E	A	O	O	E	C
E	O	S	O	Z	D	V	S	A	I
T	W	G	Z	O	E	D	U	T	N
Y	P	I	V	L	B	T	I	I	Y
F	L	U	R	R	I	E	S	N	N
B	O	S	N	O	W	M	A	N	G
V	W	S	N	E	T	T	I	M	S
H	A	T	R	E	T	N	I	W	J

BLIZZARD
BOOTS
CAUTION
FLURRIES
FROSTY
HAT
ICE
MITTENS

SAFETY
SHOVEL
SLEDDING
SNOW
SNOWMAN
SNOWPLOW
WINTER



SNOW SCIENCE

Try out some of these wintery science experiments. **Make sure to have an adult help out.**

SNOW CANDY

In a pot on the stove, heat up your favourite maple syrup, stirring occasionally.

Let it boil for five minutes.

Pour the hot syrup on clean snow or ice. Roll the candy up on a popsicle stick and **enjoy the sweet treat!**



COLOURED SNOW SCULPTURES

Build your favourite character, animal, or person out of snow in your yard.

Fill a waterbottle with water. Add a few drops of food colouring or even drink crystals. Spray where you'd like to add colour and transform your snow sculptures.

Experiment with the spray and stream options to make your colours more or less intense.

FROZEN BUBBLES

Choose a less windy day where the temperature is well below zero.

Use a bubble solution or create your own with one part water, four parts dish soap.

Blow your bubbles softly so they land on a hard surface and watch your bubbles turn into crystal balls!









WINTER SAFETY TIPS

Getting out to play in winter is fun and healthy, but only if you play it safe.



REMEMBER:

-  Play well away from the roads. Backyards are perfect for building snowmen and snow sculptures.
-  Snow plows like Safey are big and take extra time to stop, so give them plenty of space.
-  Wear bright clothing so drivers can see you playing.
-  Take a hot chocolate break indoors when you get too cold or wet!
-  When sliding, always ride on your knees or backside, and face forward. Slide one at a time to avoid banging into another sleder.
-  Playing in the snow is more fun with a buddy! Play with a friend and look out for each other.



**THESE TIPS WILL HELP
MAKE YOUR WINTER
MORE FUN AND SAFE.**



Snow Safety Starts With You